

Get Ready for Middle School



Eisenhower



Evergreen



Gateway



Heatherwood



North

My planning guide for middle school

(Name)



Everett Public Schools 5th to 6th grade
Educational Planning Resource

What is Middle School About?

Middle school is a time when you have more choice, freedom, and responsibility - all part of getting older. This planning guide will help you understand some of the changes and choices you will experience as you enter middle school.

Important Middle School Terms

Term	Definition
Associated Student Body (ASB)	A student representative organization that plans student activities. ASB membership is required to participate in some activities.
Elective	A class that you select from options such as band, choir, orchestra, technology, robotics, art, etc... Choices vary by middle school.
Orientation	Orientation is typically held before the first day of school, when students are invited to tour the school, engage in activities, get supplies, and receive a class schedule.
Period	The amount of time spent in each class/subject. All Everett Public Schools have seven periods a day in middle school. <i>(One period = approximately 45 minutes).</i>
Passing Time	Time between classes. This is the time to walk from one classroom to another <i>(approximately 4 minutes).</i>
Progress Report	A report that lets you and your parents know how you are doing in your classes. Progress reports show grades, however, they are not final.
Report Cards	Report cards are sent home at the end of each semester with the grade you have earned in each class. These grades are final.
Online Grades (LMS)	The Learning Management System (LMS) allows students and parents to access their classes, assignments, attendance, and grades online.
Semester	The school year is divided in half. Each half is called a semester. There are two semesters in the school year.
Student ID Cards	ID cards are issued at some middle schools and are provided at no cost.

What to Expect

In middle school your day may seem busier than before as you move from class to class. To become familiar with your school, attend orientation and walk around to find each of your classes so you know your way around the building. Carry your schedule with you for the first few weeks of school so that you know what classes to go to and their room numbers. Adults are always available to help you find your way.

Important Middle School Terms

Term	Definition
Schedule	<p>There are seven periods in a middle school day. Every day you will attend six different classes: math, ELA, history, science, PE, and an elective. Classes are taught in different rooms throughout the school. You will use your passing time to get from one class to the next.</p> <p>Your ELA class is a blocked class, meaning you will stay in the same classroom for two periods with the same teacher. (ELA = English/Language Arts).</p>
Electives	<p>Most of you will have the opportunity to take an elective at your middle school. An elective is a class of your choice.</p>
Support Classes	<p>Support classes may be offered to students who need additional help to meet grade level standard. Contact your student's middle school counselor for more information.</p>
PE/Lifetime Fitness	<p>Physical education or lifetime fitness is a required class that meets daily. Students are required to dress in activewear or a PE uniform. You may keep your uniform in your PE locker in the locker room.</p> <p>Check with your future middle school for their PE uniform guidelines.</p>

Organization

Every student is different when it comes to organization. Look below to find some organizational tips to help you be more successful!

Important Organizational Ideas

Term	Definition
Organization Systems	<p>You will have up to six subject areas/classes. We recommend you have a designated section for each subject area. For example: binders with dividers, accordion envelopes, folders, etc.</p> <p>No matter what system you use:</p> <ul style="list-style-type: none">• Put all the class work for each subject together in its appropriate section.• It may be helpful to put your homework in a designated place each time you finish so you can easily find it when it is time to turn your homework in.
1:1 School Chromebooks	<p>All students will be issued a district Chromebook. Devices are for school use only.</p> <ul style="list-style-type: none">• Shut down and charge your device every night.• Check your school email daily.• Use a digital planner or calendar to keep track of due dates and tests.• Monitor your assignments and grade through LMS (online grades).
Backpack	<p>Pack your backpack each night after you have completed your homework. Make sure that you have all your assignments and materials necessary for the following day. Backpacks get heavy, so empty unnecessary items weekly.</p>



Parent Tip: Using a planner or calendar helps students stay organized. Review your student's calendar/planner often and discuss how their organizational system is working.

Homework

Important Organizational Ideas

Homework Tip	Explanation
Create a designated study space	Try to find a place with the least distractions: away from the TV, cell phone, video games, etc. Turn off/mute all electronics.
Ask for help, if needed	You can also check with your teacher to see when they have time to provide help outside of class. Extra help may be available during lunch or after school.
Find a study-buddy	If you are stuck while doing your homework you can contact your reliable, trustworthy friends to get help.
Break big projects up into smaller steps	Create a timeline starting with an assignment due date and work backwards. Next, using your planner, schedule each piece of the project you will need to complete. If you need help doing this, ask an adult or your teacher.
Turn in your homework	If you forget to turn in your homework, your overall grade will be negatively impacted. <ul style="list-style-type: none">• Keep your homework in a place that it is easy to find.• Take your homework out right when you enter the class.• When you turn it in, check it off in your planner.
Prepare the night before	Pack your backpack immediately after you finish your homework. Put your backpack in a place where you can easily pick it up to bring it with you to school.



Parent Tip: Have your student put away their electronics during homework time. Students will have approximately one hour of homework each night. If they do not have homework, check their planner, the teacher's website, or have them read. Help your student's brain form the habit of studying each night.

Homework Continued...

Keep track of your assignments in your calendar or planner to help you stay on top of your work. Make sure to include page numbers, needed materials, and due dates. Remember that even if you don't have a specific assignment due for a class, it is an expectation that you read every day.

	9 WEDNESDAY	10 THURSDAY	11 FRIDAY
EARLY AM			
MATH	Questions 5-10 pg 42 Due Monday	Bring Tri board for project	No HW
SCIENCE • LIFESKILLS	Study Moss Notes Quiz Friday	Study 20 min for quiz Quiz Friday	No HW Took Quiz
SOCIAL STUDIES	No HW	Read Chapt. 7	Outline Chapt.
LANGUAGE ARTS • READING	Read 20 min in Tuck Everlasting	Start essay Essay due Next Friday	Work on essay Rough Draft
AFTER SCHOOL	Soccer buy Tri board	Piano lesson	Maria's Birthday Party
INITIALS			
12 SATURDAY			






Parent Tip: Share your organizational system with your student. Create a time each day where you model for your student how to keep track of activities, etc. Discuss your student's calendar with them each day.

Grades

In middle school, it is good to get in the habit of checking your online grades at least once per week. This allows you to double check that the teacher has received the work you turned in and keep track of assignments. It can take approximately two weeks for assignments to be collected, graded, and recorded online. Talk with your teacher if you have any questions or concerns.

Learning Management System (LMS) Access for Grades

ESD Website Icon	Steps
	Click the "Grades" icon.
	Click the "Grades and More" icon.
	Click the "Info" icon.



Parent Tip: Set up a regular, weekly time to sit with your student and check their grades online. Sign up to receive parent notifications from LMS by emailing lms@everettsd.org.

Success Takes Planning

High School (HS) Credits for Middle School (MS) Courses

Some courses are available for MS students to earn HS credit(s)	
HS credits earned while the student is in MS may be included on the HS transcript, if your student chooses. This decision can be made later in HS.	<ul style="list-style-type: none">• Algebraic Concepts• Computer Applications• Coordinated Science• Pre-AP English 1• Geometry in Application• Spanish 1• Washington State History*

*Washington State History is a HS graduation requirement that students take in MS. Upon passing the course, students earn a "MET" status on their high school transcript. This is an automatic process that takes place when students enter HS. Students will also earn .5 credit for the class when the grade is applied to their HS transcript.



Parent Tip: Encourage your child to study or read every evening to establish good study habits.

Middle School Success & Beyond

Middle School (MS) and High School (HS) Success Criteria





Levels / HS Success Indicators	Criteria
Level 4: Well prepared for HS Readiness	<ul style="list-style-type: none"> Earns a "B" level grade or higher in each grade level core subject: math, reading/language arts, science and social studies. Earns a "C" level grade or better in a minimum of one high school level course, e.g., Algebra I, Geometry, Coordinated Science, English 1, Spanish 1, Computer Applications Exceeds standard (Level 4) on two or more assessments of the SBA and meets standard (Level 3) on the remaining assessments Successfully completes the Washington State History requirement Regular, consistent and timely attendance is at least 98%
Level 3: Meets HS Readiness	<ul style="list-style-type: none"> Earns "C" level grade or better in each core subject: math, reading/ language arts, science and social studies Meets or exceeds standard for each subject on the state assessment—SBA Successfully completes the Washington State History requirement Regular, consistent and timely attendance is at least 98%
Level 2: Approaching HS Readiness	<ul style="list-style-type: none"> Has earned one or more "D" level grades in each core subject: math, reading/ language arts, science and social studies Approaches standard in one or more subjects on the state assessment—SBA Has yet to successfully complete the Washington State History requirement Consistent and timely attendance is between 94-98%
Level 1: At-Risk for HS Readiness	<ul style="list-style-type: none"> Has earned one or more "F" level grades in each core subject: math, English/language arts, science and history Does not meet standard in one or more subjects on the state assessment SBA Has yet to successfully complete the Washington State History requirement Consistent and timely attendance is below 94%

Naviance

College and Career Planning Tool

Naviance	Activities Covered
During middle school, you will explore careers and find out more about how your skills and interests relate to your future. Naviance is an online college and career planning tool for all Everett Public School students in grades 6-12.	<ul style="list-style-type: none"> • Self-Discovery Assessments • Personal Goal setting • College Research and Application Tools • Course Planning • Career Exploration • High School & Beyond Plan • Scholarships

How to Access Naviance

ESD Website Icons	Steps
	Go to school or district website: www.everettsd.org
	Click the "Student Tools" icon.
	Click the "Naviance" icon.
	Use your student ID and district password to login.



Parent Tip: For information and/or questions about Naviance, contact naviance@everettsd.org.

When You Need Help...

You're Not Alone

Use Your Support Networks	Discussion Topics
Ask your teacher(s)	<p>If you are struggling in a class, get help right away! Contact your teacher as soon as you are confused or unsure via:</p> <ul style="list-style-type: none"> • Email • Canvas message, or • Stay after class to ask for more help. <p>*Make sure that you tell them exactly what you are struggling with when asking for help. <i>Example: "Can I get some help with fractions? I am confused about when to multiply and when to divide."</i></p>
Talk to your parent(s)	Sit down with your parent/guardian and be honest about what you're struggling with. Work together to create a plan.
Request to speak with your counselor	<p>Counselors love to help students. Schedule a meeting to discuss:</p> <ul style="list-style-type: none"> • Friendship or personal issues • Academic struggles • Schedule questions • Conflict resolution • Coping strategies • Study skills • College & Career Planning
Turn to a friend(s)	Friends can be a great sounding board for everyday problems, but if your problem involves safety concerns, make sure to use your adult support networks. Remember that friendships change as people grow and it is common for your friend group to also change over time.



Harassment Intimidation and Bullying (HIB)






Everett Public Schools maintains a safe, respectful and secure learning environment for all students that is free from harassment, intimidation and bullying. Everett Public Schools core values include a commitment to value differences and treat one another respectfully. In accordance with Washington state RCW 28A.300.285, harassment, intimidation and bullying of students by other students, staff members, volunteers, parents/guardians is prohibited.

If a student has experienced harassment, intimidation, or bullying, it should be reported to school counselors, teachers, or administrators by the targeted student, his/her friends, family, and/or witnesses. School administrators will intervene.

Get Involved

In middle school, one of the best ways to meet new friends and try different things is to get involved! Check with your middle school to find out what opportunities are available.

Involved Students Get Better Grades

Activity/Club Examples	Club/Activity Details
Associated Student Body (ASB) 	Most middle schools have an organization where students are elected to lead the student body. These elected students plan activities like spirit weeks, dances, and assemblies. Check with your future middle school to find out what opportunities there are to run for a leadership office.
Sports 	You become eligible for sports when you are in 7th grade. Students in 6th grade are not allowed to compete in athletic events, however, 6th graders can practice with the track, cross-country and wrestling teams.
Clubs 	Examples of after school clubs include: School Newspaper, Yearbook, Art Club, Robotics, Math Club, Game Club, Chess Club, Science Club, Diversity Club, Drama Club, GSA, Jazz Band, etc... Check with your future middle school to see what they offer. Joining a club is a great way to meet new people.
Homework Help 	Many schools have a homework club or study time after school. This is a great way to get help from teachers, use school computers or resources, and work with students who are doing similar assignments.
Community Groups 	Many community organizations have after school clubs, sports and activities that are a fun way to stay active and meet other students.



We're So Glad You're Here!!!